



Tuning your TVonics set-top box


There are two stages to the digital switchover. Your letter will tell you when these two stages take place. You will need to follow these step-by-step instructions to continue watching all TV channels for Stage 1 of the digital switchover.

Need help? Just call us free on
0800 40 85 935

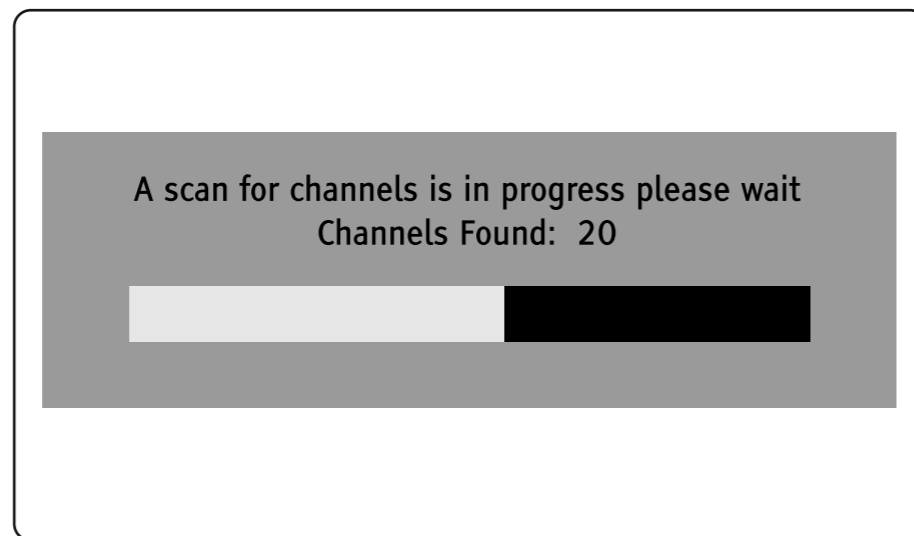
Stage 1 of the digital switchover

Stage 1 is when BBC Two becomes digital, all other channels remain the same.

You will need to tune your digital box to receive BBC Two after the digital TV switchover. Simply follow these step-by-step instructions.

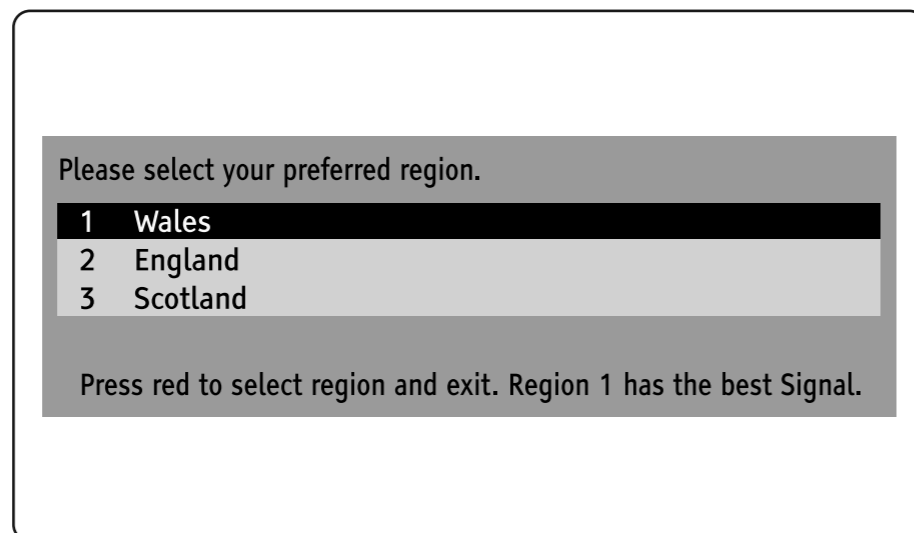
Step 1. Point the digital remote towards your new digital box and press the  button. Press the **'OK'** button to start tuning.

A screen like this will appear on your TV as your digital box tunes itself. This may take a few minutes.





Step 2. When automatic tuning has finished, you may see a region preference screen, like the one shown. This shows the regions that are available to you. The region with the strongest signal will be number 1. Press the red button to select and exit the screen.


Note: If you do not see this list it means that your digital box has chosen the only signal available to you. Go to step 4.

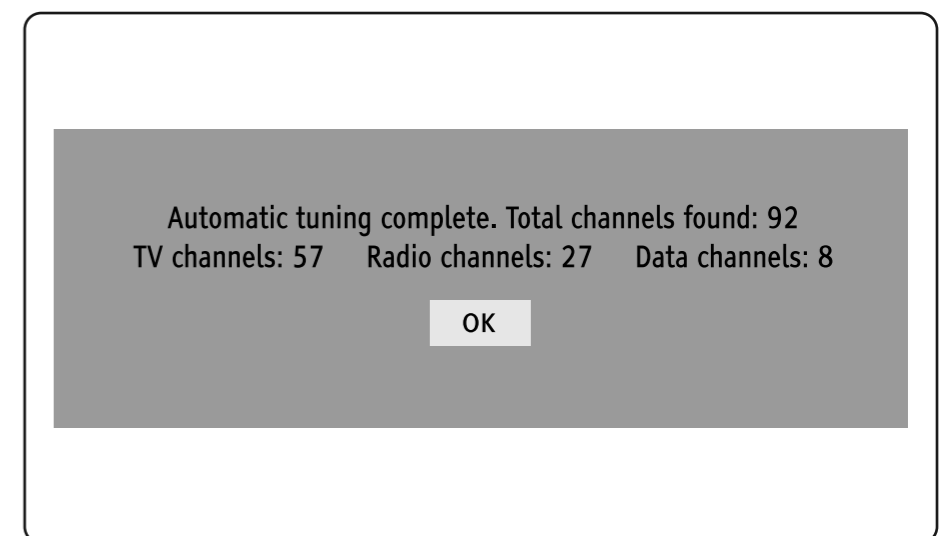


Make sure you have followed step 1 on the previous page.

Step 3. If 'Press OK' appears next to the region you have chosen, further region options are available. Press the  button to get a list of those options. If 'Press OK' does not appear, then there are no other options available.



Step 4. A screen like this will appear. Press the  button to start watching digital TV.



Stage 2 of the digital switchover

Stage 2 is when all channels switch to digital. In order to continue to watch all channels you will have to retune your digital box. You will see a message on your TV screen that will say **"Please press 'OK' to re-tune"**. Press **'OK'** on your digital TV remote and your digital box will retune itself.

Need help? Just call us free on
0800 40 85 935